

Access Code Enrolment into Safe Ministry Training

Safe Ministry Refresher \$20



Bunbury Anglican

Please note: There is no immediate payment with this course, parishes will be invoiced by the Diocesan Office monthly. Please check with your Parish Office regarding payment.


Click on the link below, or type the following address into your web browser:

<https://www.openlearning.com/courses/smr-anglican-safe-ministry-refresher>

Signing up to OpenLearning.com

Once you enter the course URL into your browser you will be directed to the JOIN NOW page.

1. Click the JOIN NOW button.



Code provided by your

2. Sign up as a learner with Openlearning.com (Remember to record your password somewhere!) Click 'Get started'.

3. Select your class. It is the 'Private class (access code required)'.

4 Enter the Course Access Parish. Click 'Apply'.

You will need to obtain the access code from your Parish.

5 Click Join.

6. Complete the Enrolment Information

FOR GROUP FACILITATORS
Remember to add the names of all people who are present at your group session for the course.

7. Click 'Join' the course.

Inside the course

1. Homepage



The menu tabs on the left side allow you to switch between the sections of the course.

The 'Your Progress' bar tracks your progress through the course. When 100% complete, you can download your certificate.

Home
Creating Safer Communities > Courses > SMR Anglican Safe Ministry Induction
Homepage

Welcome to this Anglican Safe Ministry Induction

This course is designed for **Anglican church workers** in:

- developing their awareness of Diocesan Safe Ministry documentation, ordinances (statutes) policies and procedures
- identifying and responding to concerns about harm
- developing their awareness of Child Safety Standards and Principles
- providing safe physical, emotional and spiritual environments

This course contains information, videos, webinars, reflections and quizzes.

2. Automatic saving & tracking of progress

You are able to exit the course, and re-enter as many times as you like, using your email address and password. When you exit, your progress will be saved, so that you can pick up where you left off.

3. Modules and Activities

Now you are ready to begin.

Use the 'Modules and Activities' tab on the left hand side of the screen to navigate your way through the course. To complete the course, please watch all the videos and complete all the activities.



Home
Modules and Activities >
Diocesan Safe Ministry

Course introduction



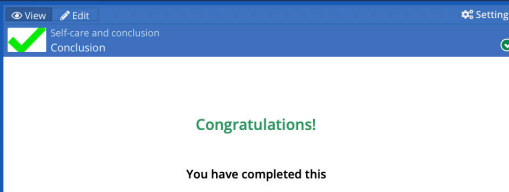
Pastoral Diocesan
Legal

Introduction

Module 1 Safe Ministry Foundations

4. Completion

Once completed, double click on 'You are Awesome!' in the progress bar to open your progress page.

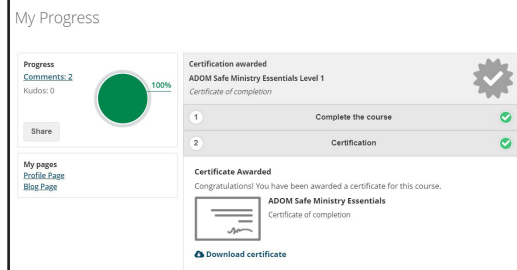


View Edit Settings

Self-care and conclusion conclusion

Congratulations!

You have completed this



My Progress

Progress: 2
Comments: 2
Kudos: 0

100%

Certification awarded
ADOM Safe Ministry Essentials Level 1
Certificate of completion

1 Complete the course ✓
2 Certification ✓

Certificate Awarded
Congratulations! You have been awarded a certificate for this course.
ADOM Safe Ministry Essentials
Certificate of completion

Download certificate

Click 'download' to get your certificate. The certificate is also emailed to you.

FOR GROUP FACILITATORS

Please email the course certificate along with a list of the names of all people who attended the course to your Parish.

If you require any assistance, email etraining@safercommunities.net.au