



**THE ANGLICAN CHURCH OF AUSTRALIA
THE DIOCESE OF BUNBURY**

SAFE CHURCH TRAINING PROCEDURE

Please follow the procedure below to complete you online Safe Church Training with SMR.


DO NOT go directly to the SMR website as you will be asked to pay for the course up-front.
Our Diocese has an arrangement with SMR to bill the Parishes.




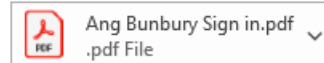
The Diocesan Office has issued every Parish with a unique link to the SMR courses.

You will be sent a pdf file and some links to open to open what you need.

If you have lost the link please contact the Diocesan Office to have it reissued.

 eTraining <etraining@safercommunities.net.au>
To DOSupport

 You forwarded this message on 05-Dec-2022 9:43 AM.



The links will take you to the course:

Induction Level 1 - https://etraining.safercommunities.net.au/enroll/2203300?th_ug=ed8e82f2&th_c=bnbgel1

Level 1 is for everybody.

Induction Level 2 - https://etraining.safercommunities.net.au/enroll/2203302?th_ug=f96d70bf&th_c=bnbgel2

Level 2 must also be done by those in Children's ministry.

Refresher Level 1 - https://etraining.safercommunities.net.au/enroll/2216148?th_ug=a8b8861e&th_c=bnbgel1ref

Refresher Level 2 - https://etraining.safercommunities.net.au/enroll/2216149?th_ug=27d1d35e&th_c=bnbgel2ref

Open the file to see the instructions.

They will look like this:

NOTE: You will be asked to complete your purchase.
You must do this but will be charged \$0.
The Diocese will bill the parish later.

You will have to create a password or use the one you have used previously.

Once you have completed the course and received your Certificate, please send a copy to the Diocesan Office.

The Office is required to keep a record of those who have completed the course.

NOTE: One Certificate is issued for the whole group, so you must send the Diocese a list of all the participants present, the course name and the date done.

Thank you for engaging in this important ministry!

1. Use the relevant hyperlink that your Parish emailed to you to access the sign in page of the online course. (Make sure you click on the correct course that you need to complete)

The hyperlink will take you to:

'Complete purchase to start learning'

NB: Purchase price will be \$0

2. Complete your purchase by entering
- your personal email address
- your full name
and then click **Complete purchase**.

3. Enter a password (write it down somewhere).
Click **Complete Setup**

4. You are now enrolled and ready to begin.

Click **Start Learning**.

You are now in the course.

The menu bar (left of the screen) can be switched on or off using the 'arrows' located top right of the screen.

Once you have 100% completion remember to download your certificate.

If you are completing the course in a group, please email the Diocese with the names of the people who attended and keep a record at the Parish office.

